


NHH-55A-R2B



6-port sector antenna, 2x 698–896, 4x 1695–2200, 55° HPBW, 2x RETs

- Utilizes Pattern Shaping Technology to reduce cell overlap and maximize SINR (Signal to Interference and Noise Ratio)
- Superior SPR (Sector Power Ratio) for best-in-class data throughput rates
- Excellent pattern overlay across all bands
- Low band and mid band performance mirrors performance of the equivalent ten port antenna
- Internal SBTs on low and mid band allow remote RET control from the radio over the RF jumper cable
- One LB RET and one MB RET. Both mid band arrays are controlled by one RET to ensure same tilt level for best 4x4 MIMO performance
- Use optional BSAMNT-SBS-2-2 for side-by-side mounting of two hex and/or ten port 55° antennas

General Specifications

Antenna Type	Sector
Band	Multiband
Color	Light Gray (RAL 7035)
Grounding Type	RF connector inner conductor and body grounded to reflector and mounting bracket
Performance Note	Outdoor usage
Radome Material	Fiberglass, UV resistant
Radiator Material	Aluminum Low loss circuit board
RF Connector Interface	4.3-10 Female
RF Connector Location	Bottom
RF Connector Quantity, mid band	4
RF Connector Quantity, low band	2
RF Connector Quantity, total	6

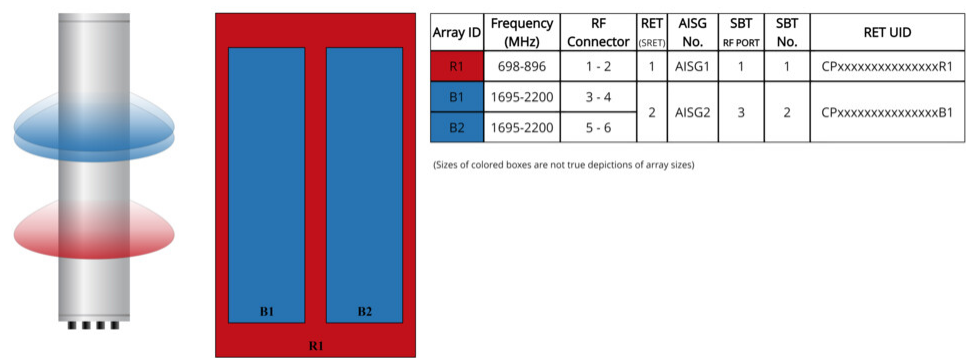
Remote Electrical Tilt (RET) Information

RET Hardware	CommRET v2
RET Interface, quantity	2 female 2 male
Input Voltage	10–30 Vdc
Internal Bias Tee	Port 1 Port 3
Internal RET	Low band (1) Mid band (1)
Power Consumption, active state, maximum	10 W

NHH-55A-R2B


Power Consumption, idle state, maximum	2 W
Protocol	3GPP/AISG 2.0 (Single RET)
Dimensions	
Width	395 mm 15.551 in
Depth	228 mm 8.976 in
Length	1413 mm 55.63 in
Net Weight, antenna only	20 kg 44.092 lb

Array Layout




Port Configuration

NHH-55A-R2B



Logo Image



Electrical Specifications

Impedance	50 ohm
Operating Frequency Band	1695 – 2200 MHz 698 – 896 MHz
Polarization	±45°
Total Input Power, maximum	1,000 W @ 50 °C

Electrical Specifications

NHH-55A-R2B

	R1	R1	B1,B2	B1,B2	B1,B2
Frequency Band, MHz	698–806	806–896	1695–1880	1850–1990	1920–2200
RF Port	1,2	1,2	3,4,5,6	3,4,5,6	3,4,5,6
Gain, dBi	14.5	14.7	17.1	17.6	18.1
Beamwidth, Horizontal, degrees	59	54	58	58	55
Beamwidth, Vertical, degrees	16	14.6	7.1	6.8	6.4
Beam Tilt, degrees	0–18	0–18	0–10	0–10	0–10
USLS (First Lobe), dB	18	16	17	16	16
Front-to-Back Ratio at 180°, dB	31	31	32	32	32
CPR at Boresight, dB	21	21	17	19	22
Isolation, Cross Polarization, dB	25	25	25	25	25
Isolation, Inter-band, dB	25	25	25	25	25
VSWR Return loss, dB	1.5 14.0	1.5 14.0	1.5 14.0	1.5 14.0	1.5 14.0
PIM, 3rd Order, 2 x 20 W, dBc	-153	-153	-153	-153	-153
Input Power per Port at 50°C, maximum, watts	250	250	200	200	200

Mechanical Specifications

Wind Loading @ Velocity, frontal	203.0 N @ 150 km/h (45.6 lbf @ 150 km/h)
Wind Loading @ Velocity, lateral	180.0 N @ 150 km/h (40.5 lbf @ 150 km/h)
Wind Loading @ Velocity, maximum	407.0 N @ 150 km/h (91.5 lbf @ 150 km/h)
Wind Loading @ Velocity, rear	232.0 N @ 150 km/h (52.2 lbf @ 150 km/h)
Wind Speed, maximum	241 km/h (150 mph)

Packaging and Weights

Width, packed	505 mm 19.882 in
Depth, packed	386 mm 15.197 in
Length, packed	1545 mm 60.827 in
Weight, gross	32.9 kg 72.532 lb

Regulatory Compliance/Certifications

Agency	Classification
CHINA-ROHS	Above maximum concentration value

NHH-55A-R2B

ROHS	Compliant/Exempted
UK-ROHS	Compliant/Exempted



Included Products

BSAMNT-3	–	Wide Profile Antenna Downtilt Mounting Kit for 2.4 - 4.5 in (60 - 115 mm) OD round members. Kit contains one scissor top bracket set and one bottom bracket set.
----------	---	--

* Footnotes

Performance Note	Severe environmental conditions may degrade optimum performance
-------------------------	---

BSAMNT-3



Wide Profile Antenna Downtilt Mounting Kit for 2.4 - 4.5 in (60 - 115 mm) OD round members. Kit contains one scissor top bracket set and one bottom bracket set.

Product Classification

Product Type Downtilt mounting kit

General Specifications

Application Outdoor

Color Silver

Dimensions

Compatible Diameter, maximum 115 mm | 4.528 in

Compatible Diameter, minimum 60 mm | 2.362 in

Weight, net 6.2 kg | 13.669 lb

Material Specifications

Material Type Galvanized steel

Packaging and Weights

Included Brackets | Hardware

Packaging quantity 1

Weight, gross 6.4 kg | 14.11 lb

Regulatory Compliance/Certifications

Agency	Classification
CE	Compliant with the relevant CE product directives
CHINA-ROHS	Below maximum concentration value
ISO 9001:2015	Designed, manufactured and/or distributed under this quality management system
REACH-SVHC	Compliant as per SVHC revision on www.andrew.com/ProductCompliance
ROHS	Compliant
UK-ROHS	Compliant

