


# RRV4-65D-R6-V5



12-port sector antenna, 4x 694–960 and 8x 1695–2690 MHz, 65° HPBW, 6x RET

- All Internal RET actuators are connected in “Cascaded SRET” configuration
- New aerodynamic endcaps for wind load optimization

This product will be discontinued on: December 31, 2025

## General Specifications

Antenna Type	Sector
Band	Multiband
Color	Light Gray (RAL 7035)
Grounding Type	RF connector inner conductor and body grounded to reflector and mounting bracket
Performance Note	Outdoor usage
Radome Material	Fiberglass, UV resistant
Reflector Material	Aluminum
RF Connector Interface	4.3-10 Female
RF Connector Quantity, high band	0
RF Connector Quantity, mid band	8
RF Connector Quantity, low band	4
RF Connector Quantity, total	12

## Remote Electrical Tilt (RET) Information

RET Hardware	CommRET v2
RET Interface, quantity	1 female   1 male
Input Voltage	10–30 Vdc
Internal RET	Low band (2)   Mid band (4)
Power Consumption, active state, maximum	8 W
Power Consumption, idle state, maximum	1 W
Protocol	3GPP/AISG 2.0

# RRV4-65D-R6-V5

## Dimensions

Width	498 mm   19.606 in
Depth	197 mm   7.756 in
Length	2688 mm   105.827 in
Net Weight, antenna only	42 kg   92.594 lb

## Array Layout

Y2

Y4

Y1

Y3

R1

R2


LeftRightBottom

Array	Freq (MHz)	Conns	RET (SRET)	AISG RET UID
R1	694-960	1-2	1	CPxxxxxxxxxxxxxxR1
R2	694-960	3-4	2	CPxxxxxxxxxxxxxxR2
Y1	1695-2690	5-6	3	CPxxxxxxxxxxxxxxY1
Y2	1695-2690	7-8	4	CPxxxxxxxxxxxxxxY2
Y3	1695-2690	9-10	5	CPxxxxxxxxxxxxxxY3
Y4	1695-2690	11-12	6	CPxxxxxxxxxxxxxxY4

(Sizes of colored boxes are not true depictions of array sizes)

## Port Configuration

# RRV4-65D-R6-V5



## Electrical Specifications

Impedance	50 ohm
Operating Frequency Band	1695 – 2690 MHz   694 – 960 MHz
Polarization	±45°
Total Input Power, maximum	1,400 W @ 50 °C

## Electrical Specifications

Frequency Band, MHz	694–790	790–890	890–960	1695–1880	1850–1990	1920–2180	2300–2500	2500–2690
Gain, dBi	16.1	16.4	16.7	17.7	18.2	18.4	18.5	17.5
Beamwidth, Horizontal, degrees	66	61	65	62	59	58	64	73
Beamwidth, Vertical, degrees	8.2	7.4	6.9	7.2	6.7	6.4	5.6	5.3
Beam Tilt, degrees	2–12	2–12	2–12	2–12	2–12	2–12	2–12	2–12
USLS (First Lobe), dB	20	15	20	16	18	19	18	20
Front-to-Back Ratio at 180°, dB	34	32	33	39	39	39	34	32
CPR at Boresight, dB	30	27	20	20	21	22	20	18
CPR at Sector, dB	9	8	8	10	10	7	6	5

# RRV4-65D-R6-V5

Isolation, Cross Polarization, dB	28	28	28	28	28	28	28	28
Isolation, Inter-band, dB	28	28	28	28	28	28	28	28
VSWR   Return loss, dB	1.5   14.0	1.5   14.0	1.5   14.0	1.5   14.0	1.5   14.0	1.5   14.0	1.5   14.0	1.5   14.0
PIM, 3rd Order, 2 x 20 W, dBc	-150	-150	-150	-150	-150	-150	-150	-150
Input Power per Port at 50°C, maximum, watts	300	300	300	250	250	250	200	200

## Mechanical Specifications

Wind Loading @ Velocity, frontal	970.0 N @ 150 km/h (218.1 lbf @ 150 km/h)
Wind Loading @ Velocity, lateral	304.0 N @ 150 km/h (68.3 lbf @ 150 km/h)
Wind Loading @ Velocity, maximum	1,162.0 N @ 150 km/h (261.2 lbf @ 150 km/h)
Wind Loading @ Velocity, rear	667.0 N @ 150 km/h (149.9 lbf @ 150 km/h)
Wind Speed, maximum	241 km/h (150 mph)

## Packaging and Weights

Width, packed	565 mm   22.244 in
Depth, packed	309 mm   12.165 in
Length, packed	2875 mm   113.189 in
Weight, gross	59 kg   130.073 lb

## Regulatory Compliance/Certifications

Agency	Classification
ISO 9001:2015	Designed, manufactured and/or distributed under this quality management system


## Included Products

BSAMNT-4	–	Wide Profile Antenna Downtilt Mounting Kit for 2.4 - 4.5 in (60 - 115 mm) OD round members. Kit contains one scissor top bracket set and one bottom bracket set.
----------	---	--

## \* Footnotes

Performance Note	Severe environmental conditions may degrade optimum performance
------------------	---

# BSAMNT-4



Wide Profile Antenna Downtilt Mounting Kit for 2.4 - 4.5 in (60 - 115 mm) OD round members. Kit contains one scissor top bracket set and one bottom bracket set.

## Product Classification

**Product Type** Downtilt mounting kit

## General Specifications

**Application** Outdoor

**Color** Silver

## Dimensions

**Compatible Diameter, maximum** 115 mm | 4.528 in

**Compatible Diameter, minimum** 60 mm | 2.362 in

**Weight, net** 6.5 kg | 14.33 lb

## Material Specifications

**Material Type** Galvanized steel

## Packaging and Weights

**Included** Brackets | Hardware

**Packaging quantity** 1

## Regulatory Compliance/Certifications

Agency	Classification
CHINA-ROHS	Below maximum concentration value
ISO 9001:2015	Designed, manufactured and/or distributed under this quality management system
REACH-SVHC	Compliant as per SVHC revision on <a href="http://www.andrew.com/ProductCompliance">www.andrew.com/ProductCompliance</a>
ROHS	Compliant
UK-ROHS	Compliant

