

- Perfect antenna to add 3.5GHz CBRS to macro sites
- Low band and mid band performance mirrors the performance of existing NHH hex port antennas
- Interleaved dipole technology providing for attractive, low wind load mechanical package
- Internal SBT on low and mid band allow remote RET control from the radio over the RF jumper cable
- Both mid bands are controlled by the same RET to ensure same tilt level for 4x MIMO. The high band RET is controlled via the mid band RET bus

This product was discontinued on: March 30, 2024

Antenna Type	Sector
Band	Multiband
Color	Light Gray (RAL 7035)
Grounding Type	RF connector inner conductor and body grounded to reflector and mounting bracket
Performance Note	Outdoor usage
Radome Material	Fiberglass, UV resistant
Reflector Material	Aluminum
RF Connector Interface	4.3-10 Female
RF Connector Location	Bottom
RF Connector Quantity, high band	4
RF Connector Quantity, mid band	4
RF Connector Quantity, low band	2
RF Connector Quantity, total	10

RET Hardware CommRET v2

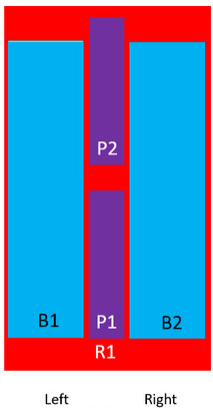
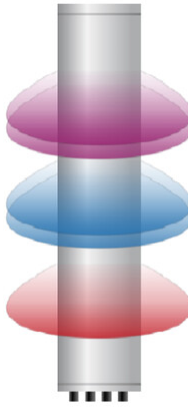
NHHSS-65A-R3B

RET Interface	8-pin DIN Female 8-pin DIN Male
RET Interface, quantity	2 female 2 male
Input Voltage	10–30 Vdc
Internal Bias Tee	Port 1 Port 3
Internal RET	High band (1) Low band (1) Mid band (1)
Power Consumption, active state, maximum	10 W
Power Consumption, idle state, maximum	2 W
Protocol	3GPP/AISG 2.0 (Single RET)

Dimensions

Width	301 mm 11.85 in
Depth	181 mm 7.126 in
Length	1413 mm 55.63 in
Net Weight, without mounting kit	19.5 kg 42.99 lb

Array Layout




Array	Freq (MHz)	Conns	RET (SRET)	AISG RET UID
R1	698-896	1-2	1	CPxxxxxxxxxxxxxxxxR1
B1	1695-2200	3-4	2	CPxxxxxxxxxxxxxxxxB1
B2	1695-2200	5-6	2	CPxxxxxxxxxxxxxxxxB1
P1	3100-4000	7-8	3	CPxxxxxxxxxxxxxxxxP1
P2	3100-4000	9-10	3	CPxxxxxxxxxxxxxxxxP1

(Sizes of colored boxes are not true depictions of array sizes)

Port Configuration

NHHSS-65A-R3B



Electrical Specifications

Impedance	50 ohm
Operating Frequency Band	1695 – 2200 MHz 3100 – 4000 MHz 698 – 896 MHz
Polarization	±45°
Total Input Power, maximum	1,000 W @ 50 °C

Electrical Specifications

Frequency Band, MHz	698–806	806–896	1695–1880	1850–1990	1920–2200	3100–3550	3550–3700	3700–4000
Gain, dBi	13.8	13.9	16.2	16.7	16.9	16.9	16.7	16.7
Beamwidth, Horizontal, degrees	67	64	69	62	62	56	63	61
Beamwidth, Vertical, degrees	16.2	14.4	7	6.6	6.4	7.5	7	6.6
Beam Tilt, degrees	0–18	0–18	0–10	0–10	0–10	0–10	0–10	0–10
USLS (First Lobe), dB	16	16	17	16	17	16	18	19
Front-to-Back Ratio at 180°, dB	29	27	30	28	27	31	32	29
CPR at Boresight, dB	25	18	16	19	18	16	17	14
Isolation, Cross Polarization, dB	25	25	25	25	25	25	25	25
Isolation, Inter-band, dB	25	25	25	25	25	25	25	25
VSWR Return loss, dB	1.5 14.0	1.5 14.0	1.5 14.0	1.5 14.0	1.5 14.0	1.5 14.0	1.5 14.0	1.5 14.0

NHHSS-65A-R3B

PIM, 3rd Order, 2 x 20 W, dBc	-153	-153	-153	-153	-153	-145	-145	-145
Input Power per Port at 50°C, maximum, watts	300	300	300	300	300	100	100	100

Mechanical Specifications

Wind Loading @ Velocity, frontal	206.0 N @ 150 km/h (46.3 lbf @ 150 km/h)
Wind Loading @ Velocity, lateral	169.0 N @ 150 km/h (38.0 lbf @ 150 km/h)
Wind Loading @ Velocity, maximum	396.0 N @ 150 km/h (89.0 lbf @ 150 km/h)
Wind Loading @ Velocity, rear	208.0 N @ 150 km/h (46.8 lbf @ 150 km/h)
Wind Speed, maximum	241 km/h (150 mph)

Packaging and Weights

Width, packed	441 mm 17.362 in
Depth, packed	337 mm 13.268 in
Length, packed	1558 mm 61.339 in
Weight, gross	30.4 kg 67.02 lb

Regulatory Compliance/Certifications

Agency	Classification
CHINA-ROHS	Above maximum concentration value
ISO 9001:2015	Designed, manufactured and/or distributed under this quality management system
ROHS	Compliant/Exempted
UK-ROHS	Compliant/Exempted



Included Products

BSAMNT-3	–	Wide Profile Antenna Downtilt Mounting Kit for 2.4 - 4.5 in (60 - 115 mm) OD round members. Kit contains one scissor top bracket set and one bottom bracket set.
----------	---	--

* Footnotes

Performance Note	Severe environmental conditions may degrade optimum performance
-------------------------	---

BSAMNT-3



Wide Profile Antenna Downtilt Mounting Kit for 2.4 - 4.5 in (60 - 115 mm) OD round members. Kit contains one scissor top bracket set and one bottom bracket set.

Product Classification

Product Type Downtilt mounting kit

General Specifications

Application Outdoor

Color Silver

Dimensions

Compatible Diameter, maximum 115 mm | 4.528 in

Compatible Diameter, minimum 60 mm | 2.362 in

Weight, net 6.2 kg | 13.669 lb

Material Specifications

Material Type Galvanized steel

Packaging and Weights

Included Brackets | Hardware

Packaging quantity 1

Weight, gross 6.4 kg | 14.11 lb

Regulatory Compliance/Certifications

Agency	Classification
CE	Compliant with the relevant CE product directives
CHINA-ROHS	Below maximum concentration value
ISO 9001:2015	Designed, manufactured and/or distributed under this quality management system
REACH-SVHC	Compliant as per SVHC revision on www.andrew.com/ProductCompliance
ROHS	Compliant
UK-ROHS	Compliant

