


CVV2NPX308.208R



10-port sector antenna, 2x 790–960 MHz 65° HPBW, 4x 1695-2690 MHz 65° HPBW and 4x 1695-2180 MHz 2x 33° HPBW, 5x RET with manual override. Bands cascaded SRET

- Integrated Internal Remote Electrical Tilt (RET), with independent control of electrical tilt with manual override on all arrays
- All Internal RET actuators are connected in “Cascaded SRET” configuration

OBSOLETE

This product was discontinued on: November 30, 2023

General Specifications

Antenna Type	Sector
Band	Multiband
Color	Light Gray (RAL 7035)
Grounding Type	RF connector inner conductor and body grounded to reflector and mounting bracket
Performance Note	Outdoor usage Wind loading figures are validated by wind tunnel measurements described in white paper WP-112534-EN
Radome Material	Fiberglass, UV resistant
Radiator Material	Brass Low loss circuit board
Reflector Material	Aluminum
RF Connector Interface	7-16 DIN Female
RF Connector Location	Bottom
RF Connector Quantity, high band	8
RF Connector Quantity, mid band	0
RF Connector Quantity, low band	2
RF Connector Quantity, total	10

Remote Electrical Tilt (RET) Information

RET Interface	8-pin DIN Female 8-pin DIN Male
RET Interface, quantity	1 female 1 male
Input Voltage	10–30 Vdc

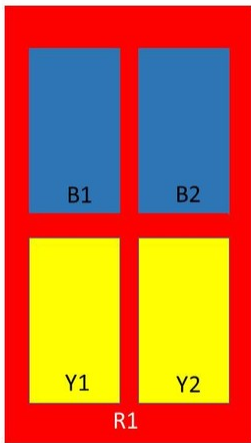
CVV2NPX308.208R

Internal RET	High band (4) Low band (1)
Power Consumption, idle state, maximum	2 W
Power Consumption, normal conditions, maximum	13 W
Protocol	3GPP/AISG 2.0 (Single RET)

Dimensions

Width	350 mm 13.78 in
Depth	208 mm 8.189 in
Length	2065 mm 81.299 in
Net Weight, without mounting kit	35.5 kg 78.264 lb

Array Layout



Array	Freq (MHz)	Conns	RET (SRET)	AISG RET UID
R1	790-960	1-2	1	ARxxxxxxxxxxxxxxxxx1
B1	1695-2180	3-4	2	ARxxxxxxxxxxxxxxxxx2
B2	1695-2180	5-6	3	ARxxxxxxxxxxxxxxxxx3
Y1	1695-2690	7-8	4	ARxxxxxxxxxxxxxxxxx4
Y2	1695-2690	9-10	5	ARxxxxxxxxxxxxxxxxx5

Left Right
Bottom

(Sizes of colored boxes are not true depictions of array sizes)

Port Configuration

CVV2NPX308.208R



Electrical Specifications

Impedance	50 ohm
Operating Frequency Band	1695 – 2180 MHz 1695 – 2690 MHz 790 – 960 MHz
Polarization	±45°

Electrical Specifications

	LB	LB	HB	HB	HB	HB-Dual-Beam2	HB-Dual-Beam2
Frequency Band, MHz	790–890	890–960	1695–1920	1920–2180	2300–2690	1695–1920	1920–2180
Gain, dBi	15.8	16.1	16.2	16.9	17.3	16.5	18.1
Beam Centers, Horizontal, degrees						±32	±30
Beamwidth, Horizontal,	69	68	66	67	65	36	31

CVV2NPX308.208R

degrees

Beamwidth, Vertical, degrees	11.1	10.2	10.1	9	7.3	10.3	9.1
Beam Tilt, degrees	0–10	0–10	0–10	0–10	0–10	0–10	0–10
USLS (First Lobe), dB	18	18	18	18	18	18	18
Null Fill, dB	-22	-22	-22	-22	-22	-22	-22
Front-to-Back Ratio at 180°, dB	32	36	31	30	30	27	31
CPR at Boresight, dB	16	15	17	16	16	10	11
CPR at Sector, dB	10	13	10	10	0		
Isolation, Cross Polarization, dB	28	28	30	30	30	25	25
Isolation, Inter-band, dB						22	22
Isolation, Beam to Beam, dB						18	18
VSWR Return loss, dB	1.5 14.0	1.5 14.0	1.5 14.0	1.5 14.0	1.5 14.0	1.5 14.0	1.5 14.0
PIM, 3rd Order, 2 x 20 W, dBc	-150	-150	-150	-150	-150	-150	-150
Input Power per Port, maximum, watts	300	300	250	250	250	250	250

Mechanical Specifications

Wind Loading @ Velocity, frontal	348.0 N @ 150 km/h (78.2 lbf @ 150 km/h)
Wind Loading @ Velocity, lateral	294.0 N @ 150 km/h (66.1 lbf @ 150 km/h)
Wind Loading @ Velocity, maximum	737.0 N @ 150 km/h (165.7 lbf @ 150 km/h)
Wind Loading @ Velocity, rear	369.0 N @ 150 km/h (83.0 lbf @ 150 km/h)
Wind Speed, maximum	241 km/h (150 mph)

Packaging and Weights

Width, packed	436 mm 17.165 in
Depth, packed	320 mm 12.598 in
Length, packed	2250 mm 88.583 in
Weight, gross	53 kg 116.845 lb

Regulatory Compliance/Certifications

Agency	Classification
CE	Compliant with the relevant CE product directives
CHINA-ROHS	Above maximum concentration value
ISO 9001:2015	Designed, manufactured and/or distributed under this quality management system

CVV2NPX308.208R

REACH-SVHC	Compliant as per SVHC revision on www.andrew.com/ProductCompliance
ROHS	Compliant/Exempted
UK-ROHS	Compliant/Exempted



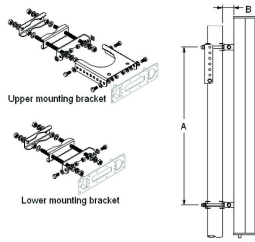
Included Products

T-029-GL-E	-	Adjustable Tilt Pipe Mounting Kit for 2.362"-4.5" (60-115mm) OD round members for panel antennas. Includes 2 clamp sets.
------------	---	--

* Footnotes

Performance Note	Severe environmental conditions may degrade optimum performance
-------------------------	---

T-029-GL-E



Adjustable Tilt Pipe Mounting Kit for 2.362"-4.5" (60-115mm) OD round members for panel antennas. Includes 2 clamp sets.

Product Classification

Product Type Adjustable tilt mounting kit

General Specifications

Application Outdoor

Color Silver

Dimensions

Compatible Length, maximum 2850 mm | 112.205 in

Compatible Length, minimum 1500 mm | 59.055 in

Compatible Diameter, maximum 115 mm | 4.528 in

Compatible Diameter, minimum 60 mm | 2.362 in

Antenna-to-Pipe Distance 85 mm | 3.346 in

Bracket-to-Bracket Distance 1400 mm | 55.118 in

Weight, net 6 kg | 13.228 lb

Material Specifications

Material Type Galvanized steel

Mechanical Specifications

Mechanical Tilt 0°-8°

Packaging and Weights

Included Brackets | Hardware

Packaging quantity 1

Regulatory Compliance/Certifications

Agency	Classification
CE	Compliant with the relevant CE product directives

T-029-GL-E

CHINA-ROHS	Below maximum concentration value
ISO 9001:2015	Designed, manufactured and/or distributed under this quality management system
REACH-SVHC	Compliant as per SVHC revision on www.andrew.com/ProductCompliance
ROHS	Compliant
UK-ROHS	Compliant

