


# RV3-65D-R4-V2



8-port sector antenna, 2x 694–960 and 6x 1695–2690 MHz, 65° HPBW, 4x IntRET

- All Internal RET actuators are connected in “Cascaded SRET” configuration
- Supports re-configurable antenna sharing capability enabling control of the internal RET system using up to two separate RET compatible OEM radios
- Retractable tilt indicator rods

## OBSOLETE

This product was discontinued on: February 28, 2025

Replaced By:

RV3-65D-R4-V3      8-port sector antenna, 2x 694–960 and 6x 1695–2690 MHz, 65° HPBW, 4x IntRET. Antenna rear wind loading 506N @ 150km/h

## General Specifications

Antenna Type	Sector
Band	Multiband
Grounding Type	RF connector inner conductor and body grounded to reflector and mounting bracket
Performance Note	Outdoor usage   Wind loading figures are validated by wind tunnel measurements described in white paper WP-112534-EN
Radome Material	Fiberglass, UV resistant
Radiator Material	Aluminum   Low loss circuit board
Reflector Material	Aluminum
RF Connector Interface	7-16 DIN Female
RF Connector Location	Bottom
RF Connector Quantity, high band	6
RF Connector Quantity, mid band	0
RF Connector Quantity, low band	2
RF Connector Quantity, total	8

## Remote Electrical Tilt (RET) Information

RET Hardware	CommRET v2
RET Interface	8-pin DIN Female   8-pin DIN Male

# RV3-65D-R4-V2

---

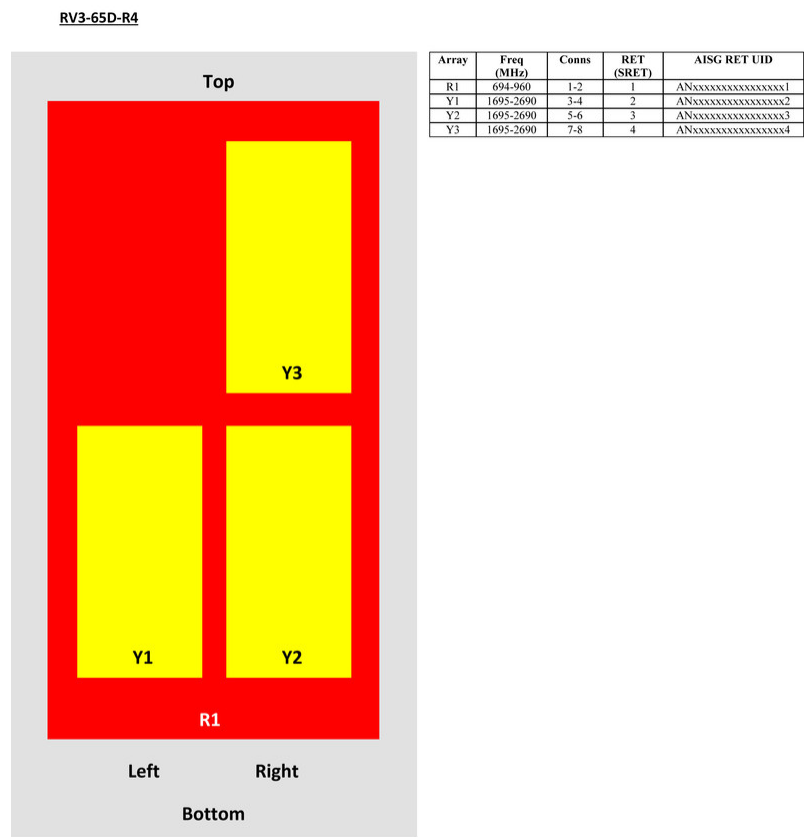
RET Interface, quantity	2 female   2 male
Input Voltage	10–30 Vdc
Internal RET	High band (3)   Low band (1)
Power Consumption, idle state, maximum	1 W
Power Consumption, normal conditions, maximum	8 W
Protocol	3GPP/AISG 2.0 (Single RET)

## Dimensions

Width	350 mm   13.78 in
Depth	208 mm   8.189 in
Length	2688 mm   105.827 in
Net Weight, without mounting kit	32.5 kg   71.65 lb

## Array Layout


# RV3-65D-R4-V2



View from the front of the antenna  
(Sizes of colored boxes are not true depictions of array sizes)

## Port Configuration

# RV3-65D-R4-V2



## Electrical Specifications

Impedance	50 ohm
Operating Frequency Band	1695 – 2690 MHz   694 – 960 MHz
Polarization	±45°
Total Input Power, maximum	800 W @ 50 °C

## Electrical Specifications

Frequency Band, MHz	694–790	790–890	890–960	1695–1920	1920–2200	2300–2500	2500–2690
Gain, dBi	16.5	17.3	17.4	17	17.5	18.2	18.2
Beamwidth, Horizontal, degrees	67	64	61	63	63	63	62
Beamwidth, Vertical, degrees	8.2	7.4	6.8	7.3	6.4	5.6	5.3
Beam Tilt, degrees	0–10	0–10	0–10	2–12	2–12	2–12	2–12
USLS (First Lobe), dB	18	24	23	16	17	16	16
Front-to-Back Ratio at 180°, dB	31	33	34	35	37	37	37
Isolation, Cross Polarization, dB	28	28	28	28	28	28	28
Isolation, Inter-band, dB	30	30	30	30	30	30	30
VSWR   Return loss, dB	1.5   14.0	1.5   14.0	1.5   14.0	1.5   14.0	1.5   14.0	1.5   14.0	1.5   14.0

# RV3-65D-R4-V2

<b>PIM, 3rd Order, 2 x 20 W, dBc</b>	-150	-150	-150	-150	-150	-150	-150
<b>Input Power per Port at 50°C, maximum, watts</b>	250	250	250	200	200	200	200

## Mechanical Specifications

<b>Wind Loading @ Velocity, frontal</b>	477.0 N @ 150 km/h (107.2 lbf @ 150 km/h)
<b>Wind Loading @ Velocity, lateral</b>	409.0 N @ 150 km/h (91.9 lbf @ 150 km/h)
<b>Wind Loading @ Velocity, maximum</b>	1,010.0 N @ 150 km/h (227.1 lbf @ 150 km/h)
<b>Wind Loading @ Velocity, rear</b>	506.0 N @ 150 km/h (113.8 lbf @ 150 km/h)
<b>Wind Speed, maximum</b>	241 km/h (150 mph)

## Packaging and Weights

<b>Width, packed</b>	460 mm   18.11 in
<b>Depth, packed</b>	350 mm   13.78 in
<b>Length, packed</b>	2830 mm   111.417 in
<b>Weight, gross</b>	46.5 kg   102.515 lb

## Regulatory Compliance/Certifications

<b>Agency</b>	<b>Classification</b>
CE	Compliant with the relevant CE product directives
ISO 9001:2015	Designed, manufactured and/or distributed under this quality management system



## Included Products

BSAMNT-4	–	Wide Profile Antenna Downtilt Mounting Kit for 2.4 - 4.5 in (60 - 115 mm) OD round members. Kit contains one scissor top bracket set and one bottom bracket set.
----------	---	--

## \* Footnotes

<b>Performance Note</b>	Severe environmental conditions may degrade optimum performance
-------------------------	---

# BSAMNT-4



Wide Profile Antenna Downtilt Mounting Kit for 2.4 - 4.5 in (60 - 115 mm) OD round members. Kit contains one scissor top bracket set and one bottom bracket set.

## Product Classification

**Product Type** Downtilt mounting kit

## General Specifications

**Application** Outdoor

**Color** Silver

## Dimensions

**Compatible Diameter, maximum** 115 mm | 4.528 in

**Compatible Diameter, minimum** 60 mm | 2.362 in

**Weight, net** 6.5 kg | 14.33 lb

## Material Specifications

**Material Type** Galvanized steel

## Packaging and Weights

**Included** Brackets | Hardware

**Packaging quantity** 1

## Regulatory Compliance/Certifications

Agency	Classification
CHINA-ROHS	Below maximum concentration value
ISO 9001:2015	Designed, manufactured and/or distributed under this quality management system
REACH-SVHC	Compliant as per SVHC revision on <a href="http://www.andrew.com/ProductCompliance">www.andrew.com/ProductCompliance</a>
ROHS	Compliant
UK-ROHS	Compliant

