


# RRZZHHTT65DR6MR



16-port, sector antenna, RF port assignments are as follows: R1+R2 = 694–960, Y2+Y4 = 1427–2690MHz, B1+B2 = 1695–2180 and Y1+Y3 = 2490–2690 MHz, 65° horizontal beamwidth, 6x Internal RET. B1+B2 and Y1+Y3 share common RET, 2.7m

- Supports re-configurable antenna sharing capability enabling control of the internal RET system using up to two separate RET compatible OEM radios
- A common electrical tilt setting is shared by RF Ports B1+B2 and Y1+Y3
- Electrical tilt settings applicable to RF Ports R1, R2, Y2, Y4 can be set independently (See Array Layout and RET Table below)
- New endcap designs provide improved wind loading performance
- All internal RET actuators are connected in “Cascaded MRET” configuration

## General Specifications

Antenna Type	Sector
Band	Multiband
Color	Light Gray (RAL 7035)
Grounding Type	RF connector inner conductor and body grounded to reflector and mounting bracket
Performance Note	Outdoor usage   Wind loading figures are validated by wind tunnel measurements described in white paper WP-112534-EN
Radome Material	Fiberglass, UV resistant
Radiator Material	Low loss circuit board
Reflector Material	Aluminum
RF Connector Interface	4.3-10 Female
RF Connector Location	Bottom
RF Connector Quantity, high band	0
RF Connector Quantity, mid band	12
RF Connector Quantity, low band	4
RF Connector Quantity, total	16

## Remote Electrical Tilt (RET) Information

RET Hardware	CommRET v2
RET Interface	8-pin DIN Female   8-pin DIN Male
RET Interface, quantity	2 female   2 male

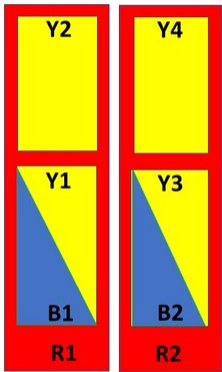
# RRZZHHTT65DR6MR

Input Voltage	10–30 Vdc
Internal RET	Low band (2)   Mid band (4)
Power Consumption, active state, maximum	8 W
Power Consumption, idle state, maximum	1 W
Protocol	3GPP/AISG 2.0 (Multi-RET)

## Dimensions

Width	498 mm   19.606 in
Depth	197 mm   7.756 in
Length	2688 mm   105.827 in
Net Weight, antenna only	50.7 kg   111.774 lb

## Array Layout




Array	Freq (MHz)	Conns	RET (SRET)	AISG RET UID
R1	694-960	1-2	1	CPxxxxxxxxxxxxxxR1
R2	694-960	3-4	2	CPxxxxxxxxxxxxxxR2
Y2	1427-2690	11-12	5	CPxxxxxxxxxxxxxxY2
Y4	1427-2690	15-16	6	CPxxxxxxxxxxxxxxY4
B1	1695-2180	5-6	3	CPxxxxxxxxxxxxxxB1
B2	1695-2180	7-8		
Y1	2490-2690	9-10	4	CPxxxxxxxxxxxxxxY1
Y3	2490-2690	13-14		

Left Right Bottom (Sizes of colored boxes are not true depictions of array sizes or location)

## Port Configuration

# RRZZHHTT65DR6MR



## Electrical Specifications

Impedance	50 ohm
Operating Frequency Band	1427 – 2690 MHz   1695 – 2180 MHz   2490 – 2690 MHz   694 – 960 MHz
Polarization	±45°
Total Input Power, maximum	900 W @ 50 °C

## Electrical Specifications

	R1,R2	R1,R2	B1,B2	B1,B2	Y1,Y3	Y2,Y4	Y2,Y4	Y2,Y4
Frequency Band, MHz	694–862	880–960	1695–1880	1920–2180	2490–2690	1427–1518	1695–2180	2300–2690
RF Port	1-4	1-4	5-8	5-8	9,10,13,14	11,12,15,16	11,12,15,16	11,12,15,16
Gain, dBi	16.2	16.7	16.8	17.3	16.9	15.1	16.9	17.3
Beamwidth, Horizontal, degrees	68	61	58	60	68	67	59	62
Beamwidth, Vertical, degrees	8.1	7	7.6	6.8	5.7	9.6	7.3	5.6
Beam Tilt, degrees	2–12	2–12	2–12	2–12	2–12	2–12	2–12	2–12
USLS (First Lobe), dB	18	20	18	20	17	16	17	19
Front-to-Back Ratio at 180°, dB	31	32	35	36	32	33	38	31
Isolation, Cross Polarization, dB	28	28	28	28	28	28	28	28
Isolation, Inter-band, dB	30	30	30	30	30	30	30	30
VSWR   Return loss, dB	1.5   14.0	1.5   14.0	1.5   14.0	1.5   14.0	1.5   14.0	1.5   14.0	1.5   14.0	1.5   14.0

# RRZZHHTT65DR6MR

PIM, 3rd Order, 2 x 20 W, dBc	-150	-150	-150	-150	-150	-150	-150	-150
Input Power per Port at 50°C, maximum, watts	300	300	250	250	150	250	250	200

## Mechanical Specifications

Effective Projective Area (EPA), frontal	0.89 m <sup>2</sup>   9.58 ft <sup>2</sup>
Effective Projective Area (EPA), lateral	0.27 m <sup>2</sup>   2.906 ft <sup>2</sup>
Wind Loading @ Velocity, frontal	944.0 N @ 150 km/h (212.2 lbf @ 150 km/h)
Wind Loading @ Velocity, lateral	292.0 N @ 150 km/h (65.6 lbf @ 150 km/h)
Wind Loading @ Velocity, maximum	1,130.0 N @ 150 km/h (254.0 lbf @ 150 km/h)
Wind Loading @ Velocity, rear	650.0 N @ 150 km/h (146.1 lbf @ 150 km/h)
Wind Speed, maximum	241 km/h (150 mph)

## Packaging and Weights

Width, packed	565 mm   22.244 in
Depth, packed	309 mm   12.165 in
Length, packed	2935 mm   115.551 in
Weight, gross	71.7 kg   158.071 lb

## Regulatory Compliance/Certifications

Agency	Classification
CHINA-ROHS	Above maximum concentration value
ISO 9001:2015	Designed, manufactured and/or distributed under this quality management system
ROHS	Compliant/Exempted
UK-ROHS	Compliant/Exempted



## Included Products

BSAMNT-4	–	Wide Profile Antenna Downtilt Mounting Kit for 2.4 - 4.5 in (60 - 115 mm) OD round members. Kit contains one scissor top bracket set and one bottom bracket set.
BSAMNT-M4	–	Middle Downtilt Mounting Kit for Long Antennas for 2.4 - 4.5 in (60 - 115 mm) OD round members. Kit contains one scissor bracket set.

## \* Footnotes

Performance Note	Severe environmental conditions may degrade optimum performance
------------------	---

RRZZHHTT65DR6MR

---

# BSAMNT-4



Wide Profile Antenna Downtilt Mounting Kit for 2.4 - 4.5 in (60 - 115 mm) OD round members. Kit contains one scissor top bracket set and one bottom bracket set.

## Product Classification

**Product Type** Downtilt mounting kit

## General Specifications

**Application** Outdoor

**Color** Silver

## Dimensions

**Compatible Diameter, maximum** 115 mm | 4.528 in

**Compatible Diameter, minimum** 60 mm | 2.362 in

**Weight, net** 6.5 kg | 14.33 lb

## Material Specifications

**Material Type** Galvanized steel

## Packaging and Weights

**Included** Brackets | Hardware

**Packaging quantity** 1

## Regulatory Compliance/Certifications

Agency	Classification
CHINA-ROHS	Below maximum concentration value
ISO 9001:2015	Designed, manufactured and/or distributed under this quality management system
REACH-SVHC	Compliant as per SVHC revision on <a href="http://www.andrew.com/ProductCompliance">www.andrew.com/ProductCompliance</a>
ROHS	Compliant
UK-ROHS	Compliant



# BSAMNT-M4



Middle Downtilt Mounting Kit for Long Antennas for 2.4 - 4.5 in (60 - 115 mm) OD round members. Kit contains one scissor bracket set.

## Product Classification

**Product Type** Downtilt mounting kit

## General Specifications

**Application** Outdoor

**Color** Silver

## Dimensions

**Compatible Diameter, maximum** 115 mm | 4.528 in

**Compatible Diameter, minimum** 60 mm | 2.362 in

**Weight, net** 4.6 kg | 10.141 lb

## Material Specifications

**Material Type** Galvanized steel

## Packaging and Weights

**Included** Brackets | Hardware

**Packaging quantity** 1

## Regulatory Compliance/Certifications

Agency	Classification
CHINA-ROHS	Below maximum concentration value
ISO 9001:2015	Designed, manufactured and/or distributed under this quality management system
REACH-SVHC	Compliant as per SVHC revision on <a href="http://www.andrew.com/ProductCompliance">www.andrew.com/ProductCompliance</a>
ROHS	Compliant
UK-ROHS	Compliant

