


# RZZ-65B-R3V6G



6-port sector antenna, 2x 694-960 and 4x 1427- 2690 MHz, 65° HPBW, 3x RET



- High radiation and pattern efficiency for improved coverage area, capacity or reduced power consumption for a given area
- Reduces the amount of aluminum used to minimize CO2 release
- SEED® antenna providing high gain and improved efficiency
- Retractable tilt indicator rods
- Includes integrated GPS (APS-XT-GPS)

## General Specifications

<b>Antenna Type</b>	Sector
<b>Band</b>	Multiband
<b>Grounding Type</b>	RF connector inner conductor and body grounded to reflector and mounting bracket
<b>Performance Note</b>	Outdoor usage
<b>RF Connector Interface</b>	4.3-10 Female
<b>RF Connector Location</b>	Bottom
<b>RF Connector Quantity, mid band</b>	4
<b>RF Connector Quantity, low band</b>	2
<b>RF Connector Quantity, total</b>	6

## Remote Electrical Tilt (RET) Information

<b>RET Hardware</b>	CommRET v2
<b>RET Interface</b>	8-pin DIN Female   8-pin DIN Male
<b>RET Interface, quantity</b>	1 female   1 male
<b>Input Voltage</b>	10–30 Vdc
<b>Internal RET</b>	Low band (1)   Mid band (2)
<b>Power Consumption, active state, maximum</b>	10 W
<b>Power Consumption, idle state, maximum</b>	2 W
<b>Protocol</b>	3GPP/AISG 2.0 (Single RET)

## Dimensions

<b>Width</b>	350 mm   13.78 in
--------------	-------------------

# RZZ-65B-R3V6G

<b>Depth</b>	208 mm   8.189 in
<b>Length</b>	2000 mm   78.74 in
<b>Net Weight, without mounting kit</b>	21.8 kg   48.061 lb


## Array Layout



Array ID	Frequency (MHz)	RF Connector	RET (RET)	AISG No.	RET UID
R1	694-960	1 - 2	1	AISG1	CPxxxxxxxxxxxxxxxxR1
Y1	1427-2690	3 - 4	2	AISG1	CPxxxxxxxxxxxxxxxxY1
Y2	1427-2690	5 - 6	3	AISG1	CPxxxxxxxxxxxxxxxxY2


(Sizes of colored boxes are not true depictions of array sizes)

## Port Configuration



## Logo Image

# RZZ-65B-R3V6G



## Electrical Specifications

<b>Impedance</b>	50 ohm
<b>Operating Frequency Band</b>	1427 – 2690 MHz   694 – 960 MHz
<b>Polarization</b>	±45°
<b>Total Input Power, maximum</b>	900 W @ 50 °C

## Electrical Specifications

	R1	R1	R1	Y1,Y2	Y1,Y2	Y1,Y2	Y1,Y2	Y1,Y2
Frequency Band, MHz	698–806	790–894	890–960	1427–1518	1695–1995	1920–2300	2300–2500	2490–2690
<b>RF Port</b>	1-2	1-2	1-2	3-6	3-6	3-6	3-6	3-6
<b>Gain at Mid Tilt, dBi</b>	15.9	16.5	16.8	17.1	18.7	19.1	19.5	19.5
<b>Beamwidth, Horizontal, degrees</b>	69	65	64	68	61	60	60	61
<b>Beamwidth, Vertical, degrees</b>	11	10.2	9.4	7.4	6.2	5.5	4.9	4.5
<b>Beam Tilt, degrees</b>	2–12	2–12	2–12	2–12	2–12	2–12	2–12	2–12
<b>USLS (First Lobe), dB</b>	17	17	18	18	23	21	17	17
<b>Front-to-Back Ratio at 180°, dB</b>	28	30	30	31	34	32	34	34
<b>Front-to-Back Total Power at 180° ± 30°, dB</b>	20	22	22	25	28	27	29	29
<b>CPR at Boresight, dB</b>	18	20	23	17	20	19	20	21
<b>Isolation, Cross Polarization, dB</b>	27	27	27	26	26	26	26	26
<b>Isolation, Inter-band, dB</b>	27	27	27	26	26	26	26	26
<b>VSWR   Return loss, dB</b>	1.5 14.0	1.5 14.0	1.5 14.0	1.5 14.0	1.5 14.0	1.5 14.0	1.5 14.0	1.5 14.0
<b>PIM, 3rd Order, 2 x 20 W, dBc</b>	-153	-153	-153	-153	-153	-153	-153	-153
<b>Input Power per Port at 50°C,</b>	300	300	300	250	250	250	200	200

# RZZ-65B-R3V6G

---

## maximum, watts

### Mechanical Specifications

<b>Wind Loading @ Velocity, frontal</b>	335.0 N @ 150 km/h (75.3 lbf @ 150 km/h)
<b>Wind Loading @ Velocity, lateral</b>	283.0 N @ 150 km/h (63.6 lbf @ 150 km/h)
<b>Wind Loading @ Velocity, maximum</b>	709.0 N @ 150 km/h (159.4 lbf @ 150 km/h)
<b>Wind Loading @ Velocity, rear</b>	355.0 N @ 150 km/h (79.8 lbf @ 150 km/h)
<b>Wind Speed, maximum</b>	241 km/h (150 mph)

### Packaging and Weights

<b>Width, packed</b>	456 mm   17.953 in
<b>Depth, packed</b>	357 mm   14.055 in
<b>Length, packed</b>	2147 mm   84.528 in
<b>Weight, gross</b>	31.4 kg   69.225 lb

### Regulatory Compliance/Certifications

<b>Agency</b>	<b>Classification</b>
ISO 9001:2015	Designed, manufactured and/or distributed under this quality management system
UK-ROHS	Compliant

### Included Products

BSAMNT-2F	–	Mounting bracket for cylindrical pipe installations (60-115mm pipe diameter) for fix mechanical tilt applications.
-----------	---	--

### \* Footnotes

<b>Performance Note</b>	Severe environmental conditions may degrade optimum performance
-------------------------	---